
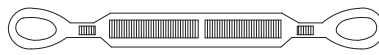


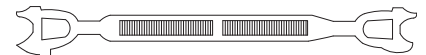
Turnbuckles



A TBK-JJ



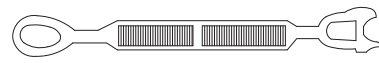
C TBK-EE



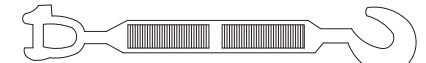
E TBK-UU



B TBK-JE



D TBK-EU



F TBK-JU

Thread ϕ x take -up		WLL		L-closed	Weight		
		Exp C. D. E	Exp A. B. F		Exp C. D. E	Exp D	Exp F
inch	mm	KG	KG	mm	kg	kg	kg
3/8x6	9.53x152	540	450	302	0.32	0.34	0.37
1/2x6	12.7x152	1000	680	338	0.66	0.69	0.73
1/2x9	12.7x229	1000	680	414	0.76	0.78	0.79
1/2x12	12.7x305	1000	680	490	0.91	0.93	0.96
5/8x6	15.9x152	1590	1020	394	1.07	1.07	1.37
5/8x9	15.9x229	1590	1020	470	1.31	1.39	1.31
5/8x12	15.9x305	1590	1020	546	1.71	1.71	1.53
3/4x6	19.1x152	2360	1360	432	1.65	1.76	1.86
3/4x9	19.1x229	2360	1360	508	1.95	1.95	2.31
3/4x12	19.1x305	2360	1360	584	2.3	2.43	2.56
3/4x18	19.1x457	2360	1360	737	2.85	2.98	3.11
7/8x12	22.2x305	3270	1810	625	3.33	3.52	3.71
7/8x18	22.2x457	3270	2270	829	4.24	4.19	4.14
1x6	25.4x152	4540	2270	980	3.87	4.05	4.29
1x12	25.4x305	4540	2270	760	5.09	5.08	5.07
1x18	25.4x457	4540	2270	829	6	6.03	6.62
1x24	25.4x610	4540	2270	980	7.52	7.39	7.85
1 1/4x12	31.8x305	6900	2270	760	8.12	8.8	9.48
1 1/4x18	31.8x457	6900	2270	912	10.4	11	11.6
1 1/4x24	31.8x610	6900	2270	1064	12.1	12.9	13
1 1/2x12	38.1x305	9710	3400	823	12.7	13.1	13.6
1 1/2x18	38.1x457	9710	3400	975	15.1	14.7	14.3
1 1/2x24	38.1x610	9710	3400	1128	17.1	17.8	18.4
1 3/4x18	44.5x457	12700	-	1060	23.1	22.3	25

Specification

- Material : Drop forged high tensile steel
- Safety Factor : M.B.L equals 5 × WLL
- Standard : U.S.federal specification FF-T-791b
- Finish : Hot dipped galvanized
- Certificate : A work shop certificate or proof load test certificate can be supplied upon request