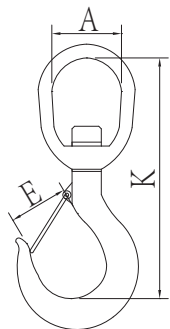


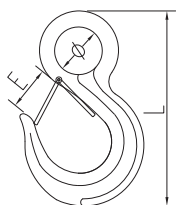
## Cargo Hooks



Model	Weight	W.L.L	K	A	E
	kg	t	mm	mm	mm
CH-1	0.3	0.75	111	32×22.5	20
CH-2	0.34	1	112	32×22.5	22
CH-3	0.57	1.5	133.5	38×29.5	23
CH-4	1.02	2	150.5	44×33	26
CH-5	1.24	3	163	44×33	28
CH-6	2.25	5	190	50×39	35
CH-7	4.66	7	248.5	64×53	43
CH-8	7.4	11	282	70×53	55
CH-9	10.6	15	332	79×58	61
CH-10	21.4	22	431	105×114	81
CH-11	32	30	472	105×105	82.5



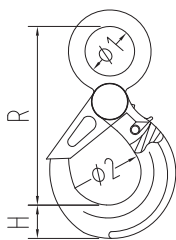
CH



Model	Weight	W.L.L	K	E	Φ
	kg	t	mm	mm	mm
CHE-1	0.3	1.12	108	24	20
CHE-2	0.4	2	133	30	25
CHE-3	0.9	3.15	167	34	38
CHE-4	1.7	5.3	213	39	43
CHE-5	3.2	8	255	46	50
CHE-6	5.8	12.5	305	40	62
CHE-7	8.5	15	348	71	62
CHE-8	13	21.2	394	81	64
CHE-9	17	31.5	480	102	88



CHE



Model	Weight	W.L.L	R	Φ <sub>1</sub>	Φ <sub>2</sub>	H
	kg	t	mm	mm	mm	mm
SCH-1	0.5	1.12	110.5	34	22	19.5
SCH-2	0.8	2	136	46	25	24
SCH-3	1.5	3.15	169	58	32	28.5
SCH-4	2.8	5.3	208	69	40.5	40
SCH-5	5.4	8	254.5	86	56	50.5
SCH-6	10	12.5	290	100	64.5	55
SCH-7	13.4	15	320	98	70	67
SCH-8	18	21.2	363	110	80	75
SCH-9	44.5	31.5	472	166	105	97



SCH

### Specification

- Material :Strong Alloy steel
- Safety Factor:M.B.L equals 6 × S.W.L
- Finish :Painted