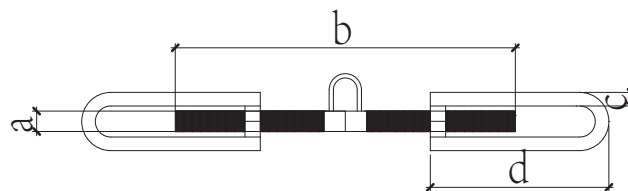


Turnbuckles Hamburgers



minimum breaking load	diameter thread	length thread	diameter bow	length bow	weight each
t	a mm	b mm	c mm	d mm	kg
13	24	400	16	210	3
13	24	500	16	260	3.8
18	27	400	18	210	4.4
18	27	500	18	260	5.5
20	30	400	20	210	5
20	30	500	20	260	6.3
21	36	400	20	210	7
21	36	500	20	260	8.8

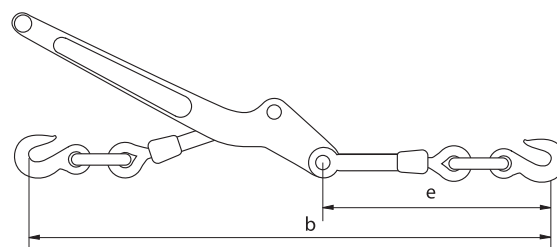
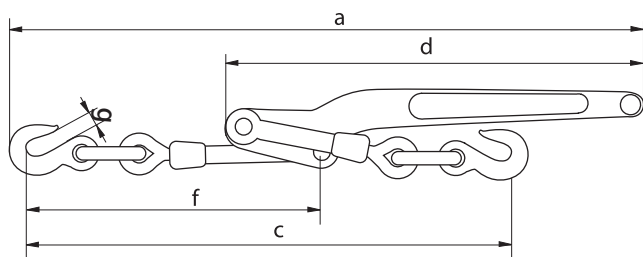
Chain Type Load Binders



CLB-A

S. W. L Ton	Max. Pull Distance mm	Min. Distance Hook to Hook mm	Chain Diam. mm	Weight kgs
0.5	1,350	350	6.3	3.7
1.0	1,420	420	6.3	6.0

Load Binders



Chain size	Length	Length open	Length closed	Handle length	Length	Length	Width	Take-up	Lashing capacity	Proof load	Minimum breaking load	Weight per pce
	a	b	c	d	e	f	g					
mm	mm	mm	mm	mm	mm	mm	mm	mm	kg	kg	kg	kg
8-10	630	580	485	406	275	275	13	95	2450	4900	8620	2.81
10-13	715	662	548	475	320	310	15	114	4175	8350	14970	5.08