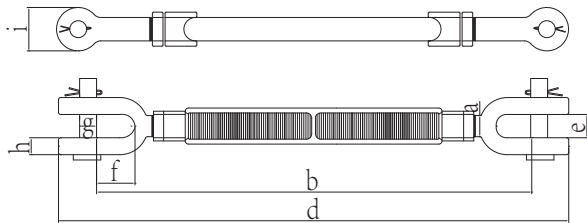
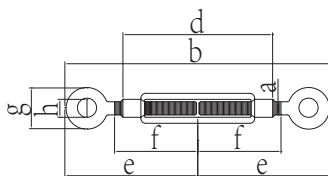


## Turnbuckles



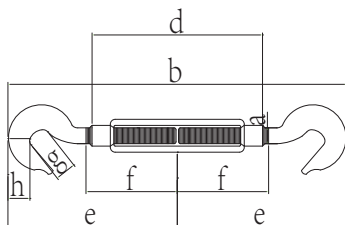
Working load limit	diameter thread	take up	length closed position	length open position	length closed position	opening jaw	length inside	diameter pin	thickness jaw eye	diameter jaw eye	weight each
t	a inch	inch	b mm	c mm	d mm	e mm	f mm	g mm	h mm	l mm	kg
2.36	$\frac{3}{4}$	6	368	487	438	24	28	16	16	41	2.68
2.36	$\frac{3}{4}$	9	442	639	512	24	28	16	16	41	3.03
2.36	$\frac{3}{4}$	12	518	791	588	24	28	16	16	41	3.29
2.36	$\frac{3}{4}$	18	671	1095	740	24	38	16	16	41	3.65
3.27	$\frac{7}{8}$	12	559	825	636	27	42	19	19	48	4.90
3.27	$\frac{7}{8}$	18	712	1131	789	27	42	19	19	48	5.95
4.54	1	6	447	555	532	30	50	22	20	55	5.21
4.54	1	12	598	859	683	30	50	22	20	55	6.96
4.54	1	18	750	1164	835	30	50	22	20	55	8.4
4.54	1	24	902	1469	987	30	50	22	20	55	8.9

## Rigging Screws Eye-Eye



diameter thread	length closed position	length open position	length body	length end fitting	length thread	pening hook	thickness hook	weight each
a mm	b mm	c mm	d mm	e mm	f mm	g mm	h mm	kg
12	222	305	125	110	70	35	16	0.43
14	244	334	140	123	75	40	18	0.61
16	300	416	170	143	88	47	22	1
20	334	466	200	165	105	52	24	1.6
22	372	527	220	185	118	60	27	2.2
24	410	587	255	208	135	65	27	2.8
30	440	605	255	220	135	71	31	4.1

## Rigging Screws Hook-Hook



diameter thread	length closed position	length open position	length body	length end fitting	length thread	pening hook	thickness hook	weight each
a mm	b mm	c mm	d mm	e mm	f mm	g mm	h mm	kg
14	278	368	140	139	75	18	15	0.61
16	322	438	170	161	88	20	17	1
20	382	514	200	191	105	21	21	1.6
22	456	601	220	228	118	24	28	2.2
24	496	673	255	248	135	26	33	2.8